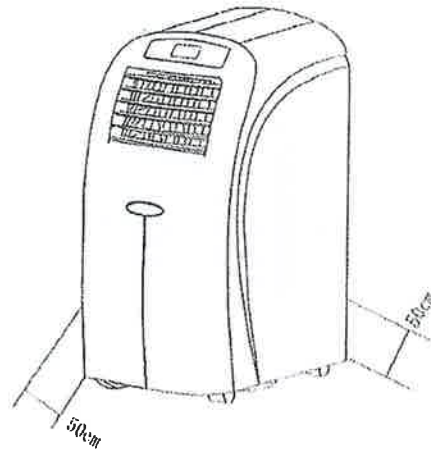


## INSTALLATION

### SELECTING THE LOCATION

Place the unit in a flat location where the air outlets are not obstructed. Place the unit at least 50cm away from a wall or other obstacle.

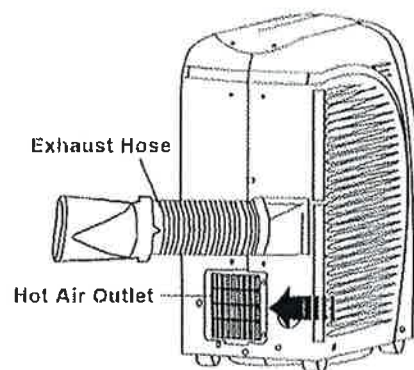


### MOUNTING THE EXHAUST HOSE

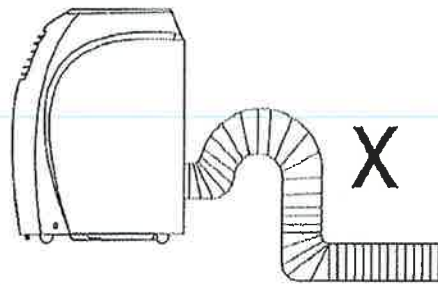
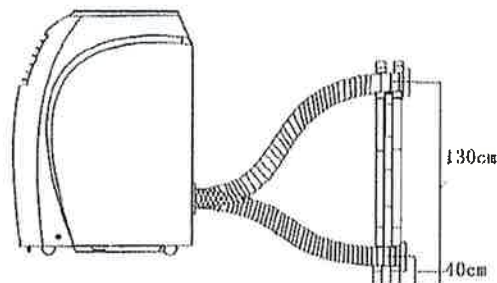
Slide the square end of the exhaust duct over the hot air outlet on the back of the unit.

The exhaust hose should be kept as short and straight as possible. Prevent any sharp bends in the exhaust hose, as this will trap hot exhaust air.

Use only the exhaust hose provided. Never extend the exhaust hose as this can cause damage to the unit.



The hot exhaust air can be vented through the wall or out a window. If mounting in the wall, the height of the hole should be 40cm to 130cm.



RECEIVED BY THE  
PLANNING DEPARTMENT  
30 JAN 2015