






02/10/2018 10:11 AM
 11/10/11 11:10 AM

LEGEND

-  Site boundary
-  Existing Pittosporum hedges retained
-  New shelterbelt of trees, to supplement elm hedge, species to be agreed with local planning authority
-  Luxury Tents (See DAS for details)
-  Gravel or Hoggin footpath

L4

B	Hedges added	IG	IG	JC	12/10/11
A	Amendment to label on plan	IG	IG	JC	11/10/11
L	...	IG	IG	JC	11/10/11

COOPER PARTNERSHIP

T 01752 545 7428
 F 01752 545 7418
 m: 07790 545 7418
 www.cooperpartnership.com

PENINNIS FARM, ST MARY'S ISLES OF SCILLY

PENINNIS FARM LUXURY CAMPING SITE INDICATIVE LAYOUT

Scale	Date	Drawn	Checked	Approved
As Shown	October 11	IG	JC	JC

Drawn by: 2524/02 B © CooperPart

LANDSCAPE
 LANDSCAPE
 LANDSCAPE

