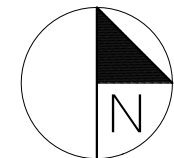




Notes:

1. This drawing is the copyright of the Architect and may not be reproduced without licence.
2. Do not scale off this drawing, use only figured dimensions.
3. All dimensions and levels are to be checked on site by the Contractor before the commencement of any work and any discrepancies reported to the Architect.
4. No responsibility can be accepted for errors arising on site due to unauthorised variations from the Architects drawings.
5. Depth, size and design of foundations shown are preliminary only, actual foundation, depth, size and design may differ depending on site conditions.



Note:

- All levels shown are notional
- Direction of North is approximate

PLANNING

Revisions

No.	Date. --/--	Revision	Checked
-	--/--	-	

APPROVED
By Craig Dryden at 9:00 am, Mar 22, 2017

Client.
Ms Bennett

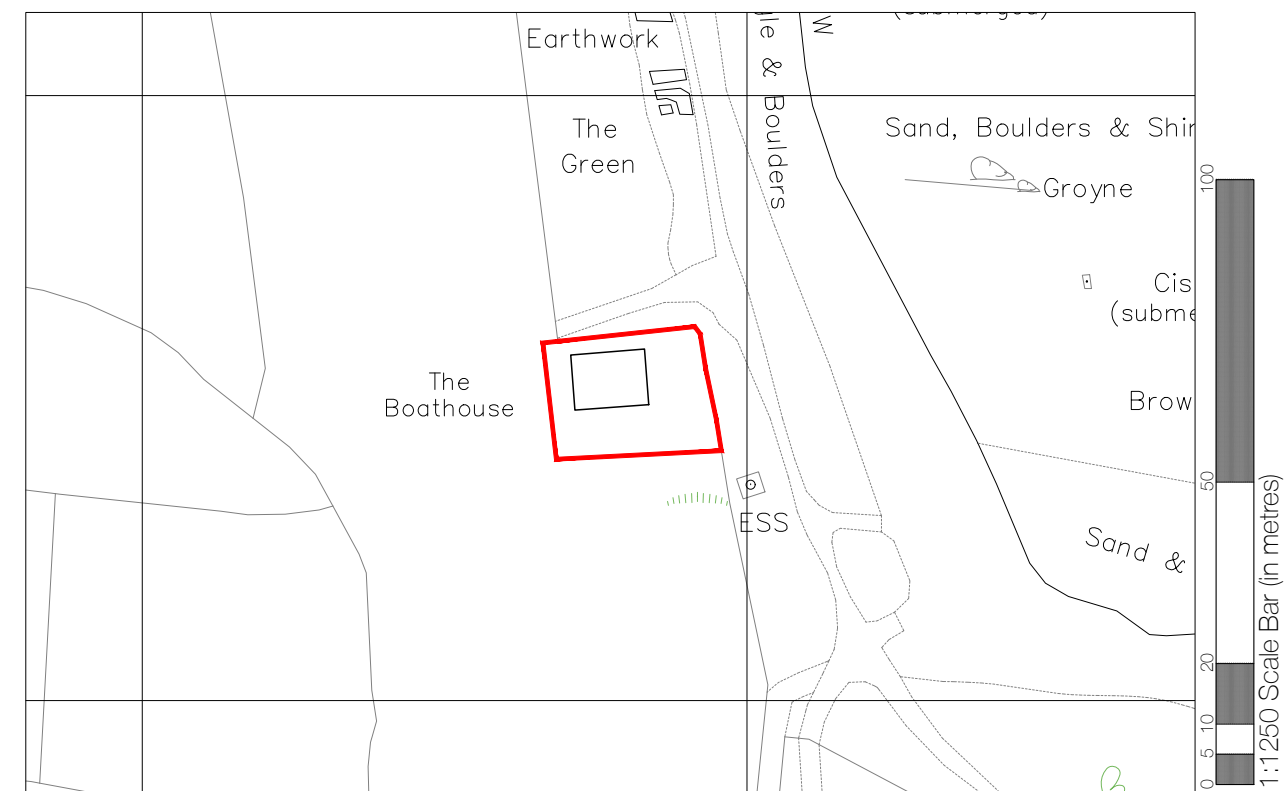
Project.
Conversion of Shed to extend existing Dwelling:
The Boathouse,
Bryher,
Isles of Scilly, TR23 0PR

Title.
Location & Block Plans

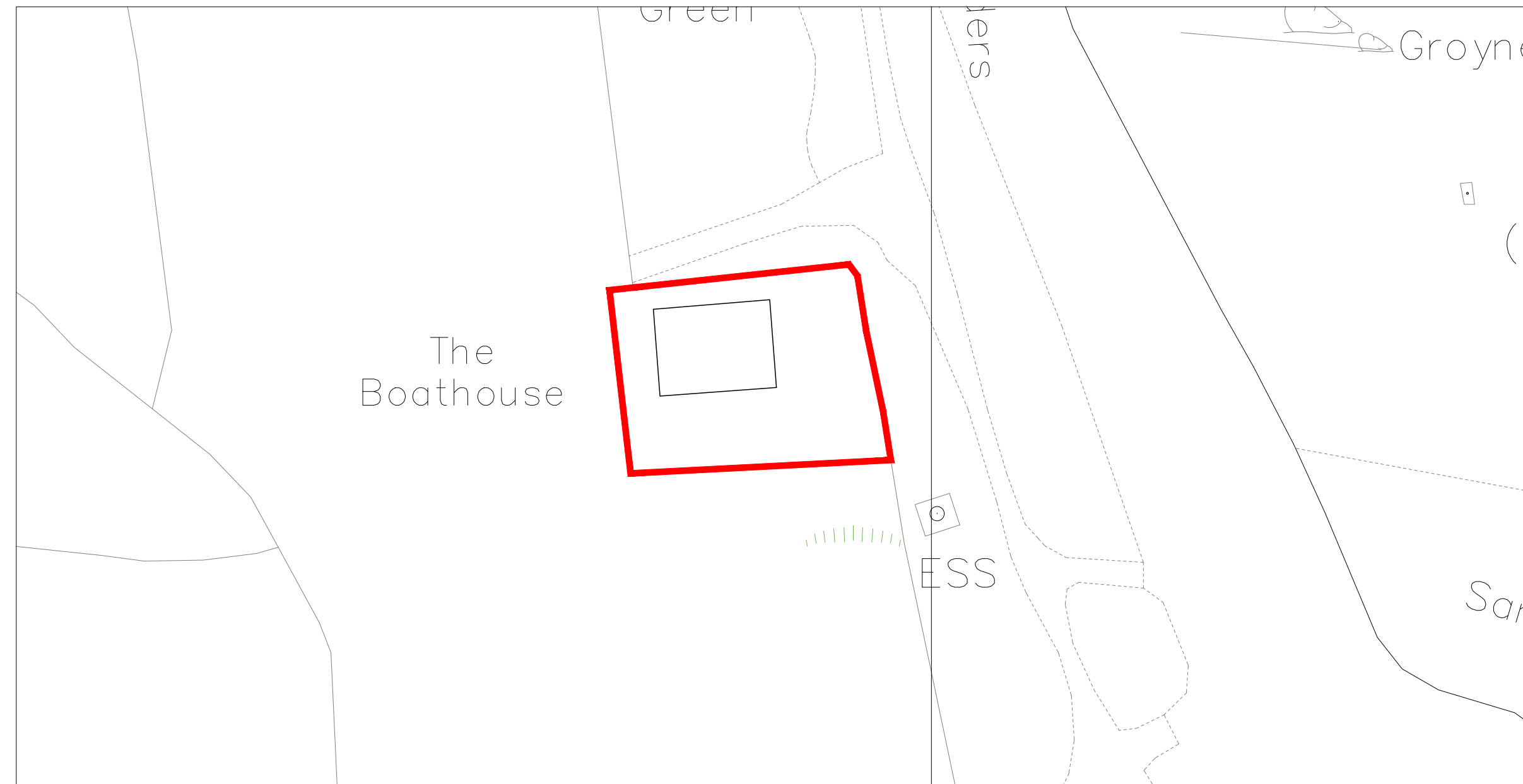
Scale/s. As shown @ A3

Drawn by. CAS Date. 30/09/2016

Project No. 1621 Drawing No. D01 Rev. -



LOCATION PLAN @ 1:1250



BLOCK PLAN @ 1:500

