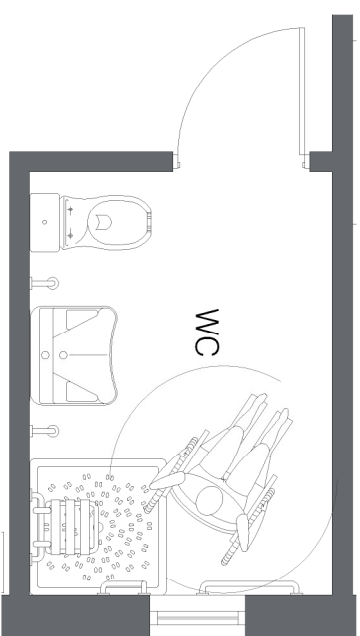
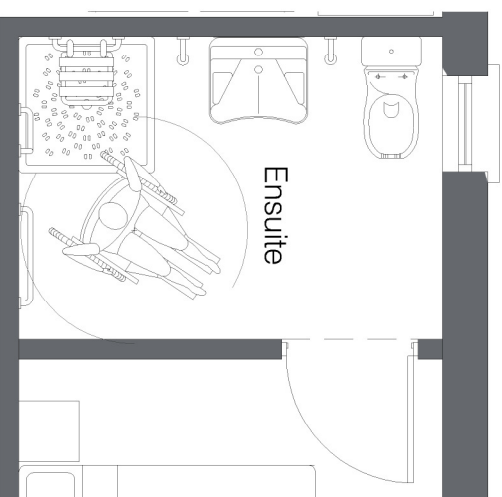



Location plan



**Ground floor plan bathroom and ensuite:**  
 Facilities to provide comfort for a wheelchair or disabled user in a contemporary environment.  
 Totality of Ground Floor to be leveled for ease of access.



Pohlisa, Stoke Climsland, Callington, Cornwall, PL17 8PP  
 Tel: (01579) 370740 Fax: 01579) 370920  
 Web: www.sellecknicholls.co.uk Email: info@sellecknicholls.co.uk

© 2018 All rights reserved Selleck Nicholls Ltd.  
 This drawing is the copyright of Selleck Nicholls Ltd and must not be used for any purpose without their written consent.  
 Whilst every effort has been made to ensure the accuracy of these details their accuracy is not guaranteed. Selleck Nicholls Ltd. reserve the right to alter the specification in accordance with our aim for constant improvement.

Site  
 Branksea Close  
 St Mary's

Drawing  
 Proposed GF ensuite

Drawing Status  
 Preliminary

Job Number  
 2050

Drawn  
 IBM

Date  
 05.10.18

Checked  
 AS

Scale @ A3  
 1:50

Dwg no.  
 2050.102

Rev.  
 -