
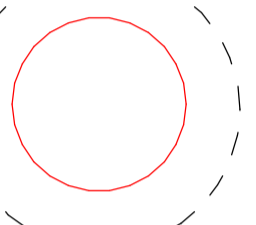









**REVISED**  
6:04 pm, Mar 05, 2021

**RECEIVED**  
By Lisa Walton at 6:04 pm, Mar 05, 2021

Contractors to check all dimensions on drawings.  
Any discrepancies must be reported to KTA or the contract administrator before proceeding.  
Do not scale from planning drawings, work to figured dimensions.  
This drawing must be read in conjunction with all relevant consultants drawings.  
This drawing is © KTA.

Revision Schedule			
Revision Number	Revision Date	Revision Description	Issued/ Authorised by
P7	MAR 2021	PLANNING-Reduced to 12 Plots to ease HEng. issue	MC/AC
P6	FEB 2021	Post Planning 12 Plots	MC/AC
P5	JAN 2021	PLANNING ISSUE	MC/AC
P4	JAN 2021	DRAFT PLANNING ISSUE - HOME ZONE	MC/AC
P3	JAN 2021	DRAFT PLANNING ISSUE	MC/AC
P2	NOV 2020	DRAFT ISSUE - Foul pumping station added	MC/AC
P1	JULY 2020	DRAFT ISSUE	MC/AC

-  Existing tree/ grouping Refer to Arboricultural Impact Assessment for further detail
-  Tree/ grouping removed Refer to Arboricultural Impact Assessment for further detail
-  Proposed tree
-  Proposed landscaped stone hedge bank
-  Proposed communal space/ landscaping
-  Proposed front garden
-  Proposed back garden
-  Proposed home zone/ parking
-  Proposed landscaped path

**PLANNING ISSUE**

**KTA**  
Architects | Urban Designers

Kensington Court, Woodwater Park, Pynes Hill, Exeter, EX2 5TY  
Tel: 01392 360338  
Email: kt@kta.uk.com  
Web: www.kta.uk.com

Project  
**Ennor Farm**

Title  
**SITE PLAN AS PROPOSED**

DRAFT ISSUE Author AC/MC Checked by AC

Date 05/03/2021 17:48:53 Scale As indicated @ A1

Project 2002 Status Pre Construction

Drawing number SC-KT-XX-XX-DR-A-2002-S0-SK100 -P7

QMF 73 - Issue 3 - 08/08/19

PLOT	ILLUSTRATIVE HOUSETYPE	NUMBER OF BEDS	*SEMI/ DETACHED
01	TYPE A/B	2B4P	DETACHED
02	TYPE A/B	2B4P	DETACHED
03	TYPE E	2B4P	DETACHED
04	TYPE A/B	2B4P	DETACHED
05	TYPE E	2B4P	DETACHED
06	TYPE E	2B4P	DETACHED
07	TYPE A/B	2B4P	DETACHED
08	TYPE E	2B4P	DETACHED
09	TYPE A/B	2B4P	DETACHED
10	TYPE E	2B4P	DETACHED
11	TYPE D	2B4P	SEMI DETACHED
12	TYPE D	2B4P	SEMI DETACHED

\*SEMI/ DETACHED - Plots are to be detached or semi detached in accordance with the site plan and plot table above.

Scale, materiality and form are to be informed the the Design Code.

**SITE PLAN AS PROPOSED**

1 : 200

