



Construction Materials
 External walls: White painted smooth sand:cement render. Walls painted black below bell-cast at dpc level
 Roof: Grey asbestos-cement slates with grey angled hip tiles
 Fascia boards and soffits: White upvc
 Doors and windows: White upvc
 Rainwater goods: Black round section upvc

NOTES

- THIS DRAWING IS THE COPYRIGHT OF THE ARCHITECT AND MAY NOT BE REPRODUCED WITHOUT LICENCE
- ALL DIMENSIONS AND LEVELS ARE TO BE CHECKED ON SITE BY THE CONTRACTOR BEFORE COMMENCEMENT OF WORK AND ANY DISCREPANCIES REPORTED TO THE ARCHITECT
- NO RESPONSIBILITY CAN BE ACCEPTED FOR ERRORS ARISING ON SITE DUE TO UNAUTHORISED VARIATIONS FROM THE ARCHITECTS DRAWINGS.

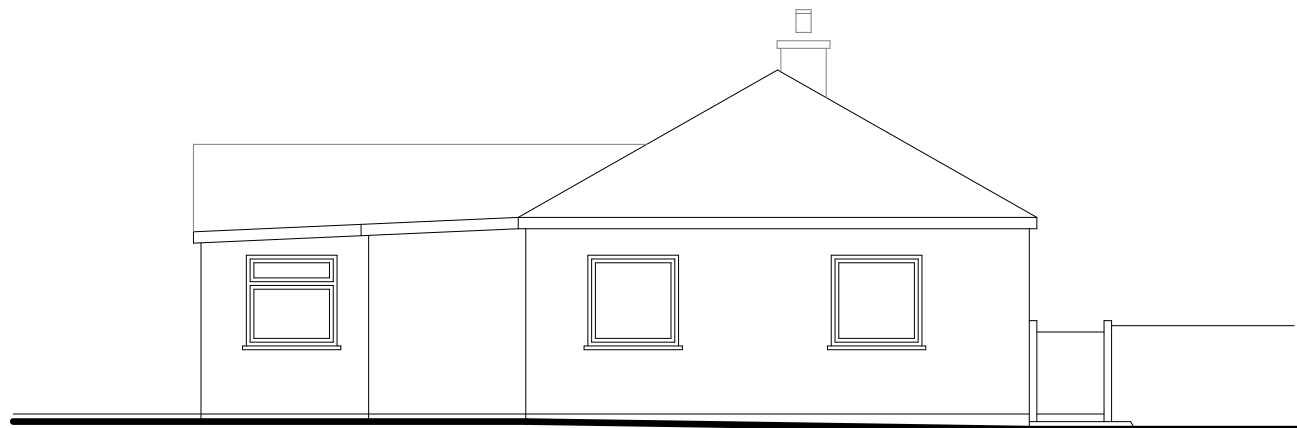
AMENDMENTS

RECEIVED
 By Liv Rickman at 1:30 pm, Jul 04, 2023

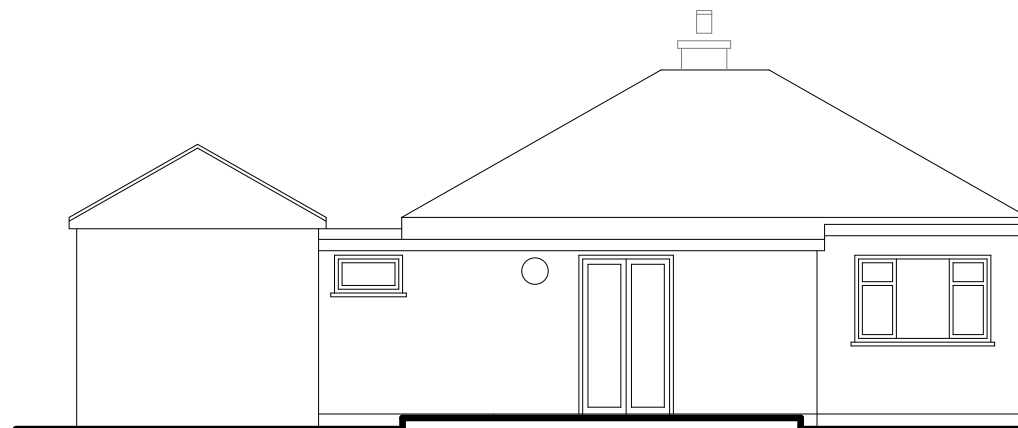
South Elevation



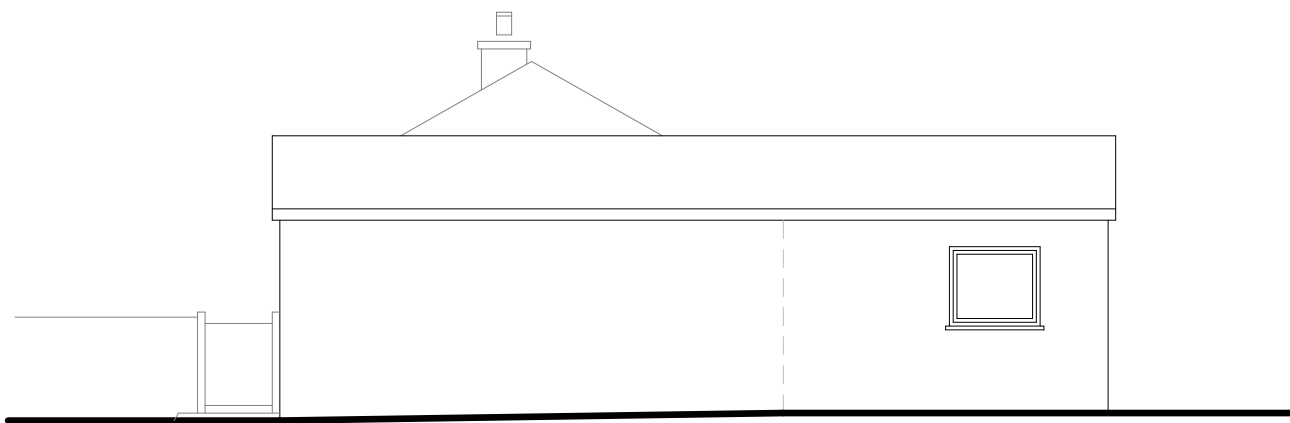
West Elevation



North Elevation



East Elevation



PLANNING

Studio St.Ives
 4 Gabriel Street, St.Ives TR26 2LU
 01736 798427

MIKE BRADBURY DESIGN

Alterations to Bishop View
 Porth Loo Lane
 St.Mary's Isles of Scilly

TITLE	
Existing Elevations	
DRNG. NO.	REVISION
2024-P02	
SCALE	DATE
1:50 @ A1 1:100 @ A3	Feb 2023
OFFICE USE / PRE-ISSUE	