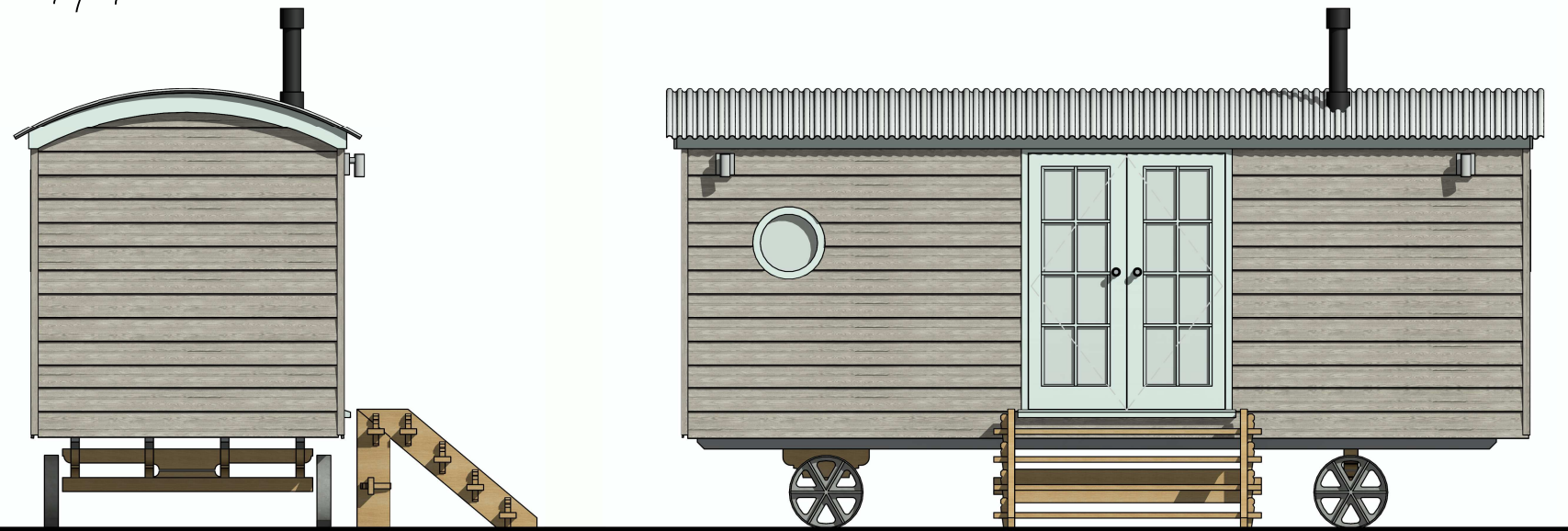


Workers Huts



20ft - Custom Fenton Shepherd's Hut

Designed and built by
Timeless Spaces



Side Elevation (Bed)
1:50 at A3

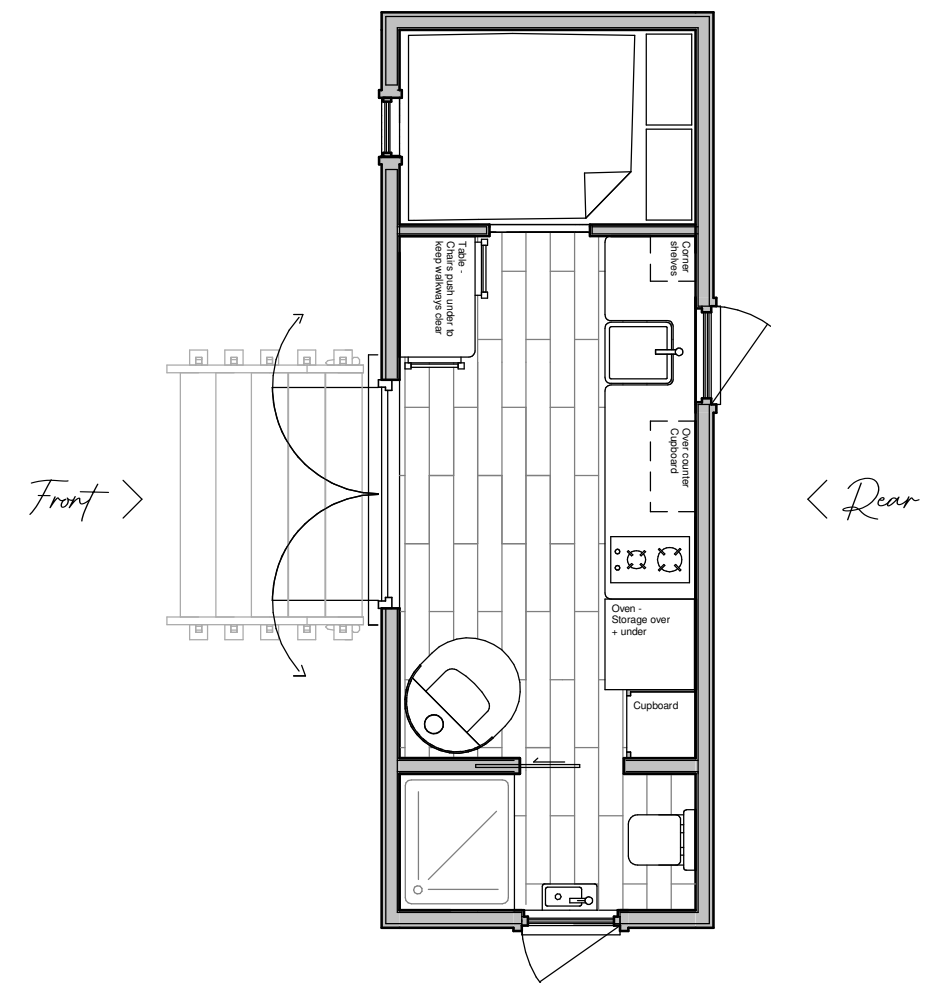
Front Elevation
1:50 at A3



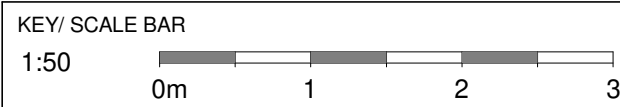
Rear Elevation
1:50 at A3

Side Elevation
1:50 at A3

RECEIVED
By Liv Rickman at 1:56 pm, Feb 20, 2024



Floor Plans - Custom Fenton Shepherd's Hut
1:50 at A3



Drawings for planning purposes only - Drawing is Copyright ©

Rickard Architectural Design

No.	Description	Date
A	Layout adjustment	02/05/2023
B	Sliding door	27/06/2023

NORTH See Site Plan (DWG 12)	PROJECT Two Shepherd Huts and Workers Hut at	CLIENT Mr & Mrs Matthews		
	SITE ADDRESS Bryher Camp Site, Bryher, Isles of Scilly TR23 0PR	Date Issue Date	Project number 022	Scale (@ A3) 1:50
STATUS	SHEET Worker Hut - Floor Plans and Elevations	DRAWN BY DR Agent Contact Details RickardArcDesign@gmail.com 07428468151		DRAWING No. 14
				REV B