











General Legend

	Site boundary
Levels Legend	
LFFL 10.450	Proposed Levels
	Proposed Banking Falls
	Existing levels

Boundary Treatment Legend

1		0.65m High Wall - Stone wall - Refer to boundary wall drawings for details
2		0.65m High Wall with 1.15m Timber open boarder fence above
3		1.8m Close Boarder Timber Fence
4		2.5m High Mesh Security Fence
5		1.1m Railing Refer to boundary wall drawings for details
6		Hedgebank Refer to Soft Landscape design drawings
		Banking Refer to Civil Engineer's drawings for full details

Boundary Treatment Notes
PLEASE REFER TO THE ACCOMPANYING EXTERNAL WALL DETAILS FOR FURTHER DETAILS OF WALL TYPES
PLEASE REFER TO THE CIVIL ENGINEER'S DRAWING FOR THE LOCATION OF ANY RETAINING WALLS.

Retaining Walls
Where a retaining wall align with a boundary walls within public areas the finish of the wall shall match the design indicated on the boundary treatment plan. All other retaining walls which are not within the public realm will be finished to match the associated dwelling external wall material.

1.1m high guard railing to be install to any retaining wall above 600mm without a wall or fence on top

Fence/Railing Finishes

- Timber gates within masonry walls to be stained or painted black.
- Gates within close-boarded fences to be stained to match fence
- All metal railings to be painted black
- Hedgehog passes will be specified for all Close Board Fences & walls: Each gap will have a minimum dimension of 13cm x 13cm and will be cut out of a gravel board on the bottom of the fence, or a similar sized gap left at the end of a board. One hedgehog pass will be created in each boundary fence and/or boundary wall.

Coping & Underbuild

- All concrete copings & Pier Caps to be in Portland.
- Brick coping and under build within brickwork walls to match wall brick type.
- Brick coping and under build within rendered walls to be Edenhall Midnight Blue.

Wall Height / Steps
Change in height of walls to occur at pier locations, mid point between piers or at evenly spaced intervals. Max 300mm step. Top of screen walls adjacent to patios to be min 1.8m above patio level, wall height to be maintained min 900mm past outer edge of patio before any reduction in wall height.



Site layout 1:500

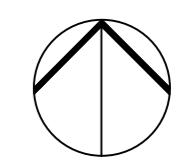
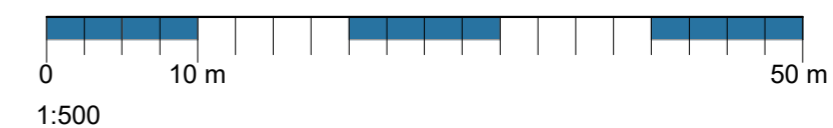
RECEIVED
By Liv Rickman at 10:09 am, May 24, 2024



Project: Carn Thomas, Isles of Scilly
Title: External Works
Client: Livewest
Date: Mar 2024
Drawn by: RIA
Checked by: DMA
Scale: 1:500 @ A2
Drawing No.: 21024 / EW 09

date	rev	comment
30.04.24	H	Bin store relocated
23.03.24	G	Layout updated for Planning Submission purposes.
06.09.22	F	Paths updated
05.09.22	E	Play area sketch added
21.07.22	D	Refuse store under central external steps, new flats type introduced, 5no. houses in higher part of site
17.06.22	C	Work in progress issue
25.05.22	B	Work in progress issue
09.12.21	A	Historic data added - demolished buildings in plan and section

Rev.: F



LiveWest
A home for everyone