


1. This drawing should only be relied upon by the copyright holder. Pell Frischmann will not accept liability if this drawing is used for any purpose other than that for which it has been produced.
 2. Where this is an as-built drawing, it shall be based on Pell Frischmann's construction drawings with site changes as supplied and checked by the contractor. Pell Frischmann in no way accepts any liability for the accuracy of the information supplied by the contractor nor for any issues related to changes made on site.
 © Pell Frischmann


NOTES

- 1. APPROXIMATE BOUNDARIES ARE SHOWN AND WILL NEED TO BE CONFIRMED IN DESIGN DEVELOPMENT.

RECEIVED
 By Liv Rickman at 5:32 pm, Feb 07, 2025

LEGEND

-  EXISTING BUILDINGS
-  DEVELOPMENT SUBJECT TO A PLANNING APPLICATION (1700 m²)



SCALE 1:500 @ A1

REV	DESCRIPTION	DRN/DSN	CHK	APP	DATE
P03	RED LINE BOUNDARY ADDED	IC	IC	LJW/LJW	30.01.25
P02	VIEW SCALE UPDATED	IC	RN	LJW/LJW	11.12.24
P01	INITIAL PLANNING DRAWING	IC	IC	LJW/LJW	21.08.24

Pell Frischmann

BURRATOR HOUSE, PENINSULA PARK, RYDON LANE EX2 7NT
 Telephone +44 (0)1392 444 345
 Email: pfrischmann@pellfrischmann.com
 www.pellfrischmann.com

Client



Contractor



TRANT Engineering Ltd.
 Head Office: Rushington House,
 Rushington, Southampton SO40 9LT.
 Telephone: (023) 8066 5544 E-Mail:
 Engineering@trant.co.uk
 www.trant.co.uk

Project Status

OUTLINE DESIGN

Project

ISLES OF SCILLY CAPITAL DELIVERY PROGRAMME

Drawing Title

BISHOP AND WOLF PS & SCREENING PLANT EXISTING LAYOUT PLAN

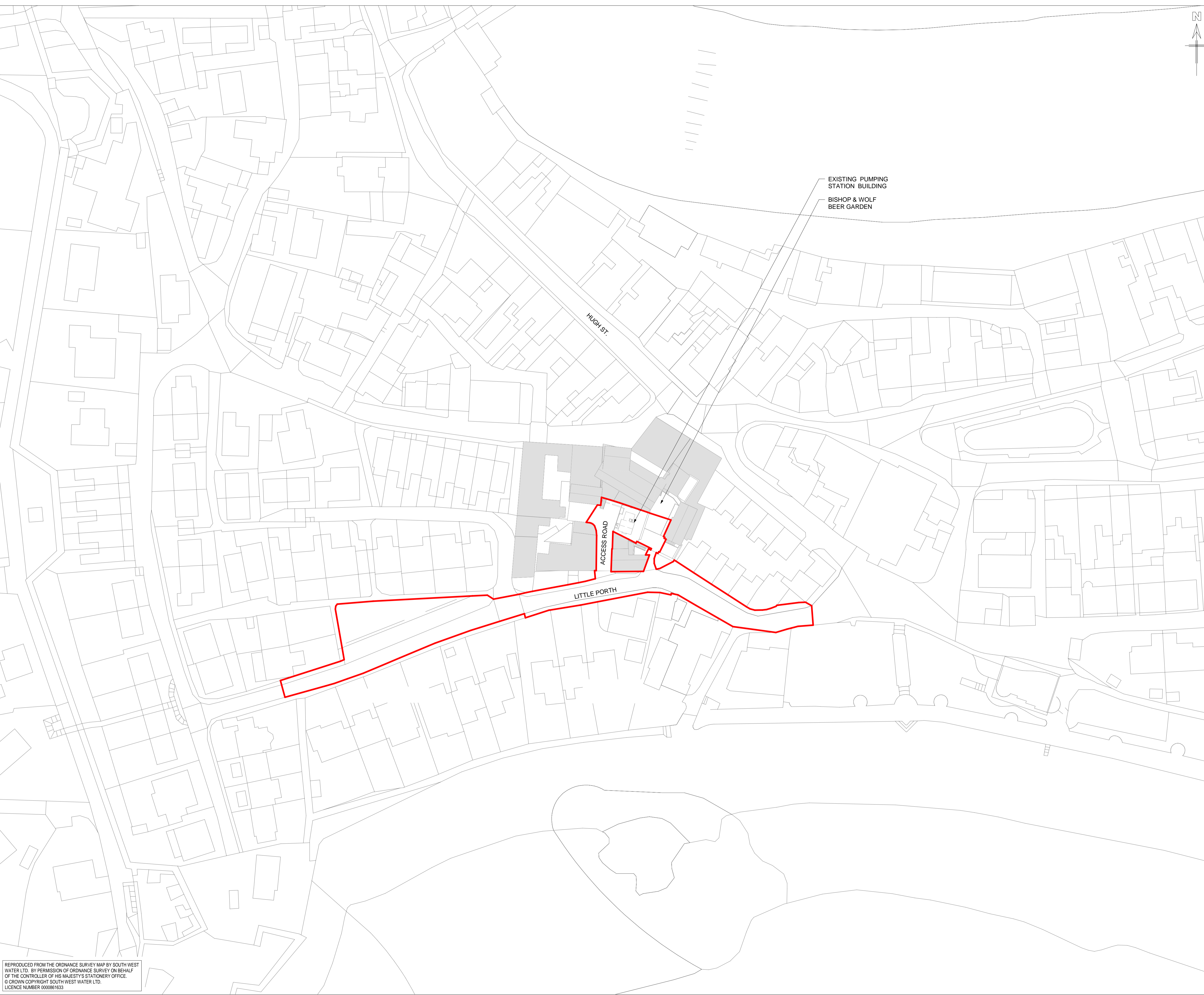
Drawing Status

FOR ACCEPTANCE

	Name	Date	Status Code
Drawn	I. CERDAN	30.01.25	S4
Designed	I. CERDAN	30.01.25	Scale 1:500
Eng Chk	R. NEWELL	30.01.25	Revision P03
Approved	L. WARDELL	30.01.25	

Drawing No.

107780-PEF-WW-602-DDR-T-0002



REPRODUCED FROM THE ORDNANCE SURVEY MAP BY SOUTH WEST WATER LTD. BY PERMISSION OF ORDNANCE SURVEY ON BEHALF OF THE CONTROLLER OF HIS MAJESTY'S STATIONERY OFFICE.
 © CROWN COPYRIGHT SOUTH WEST WATER LTD.
 LICENCE NUMBER 0000861633